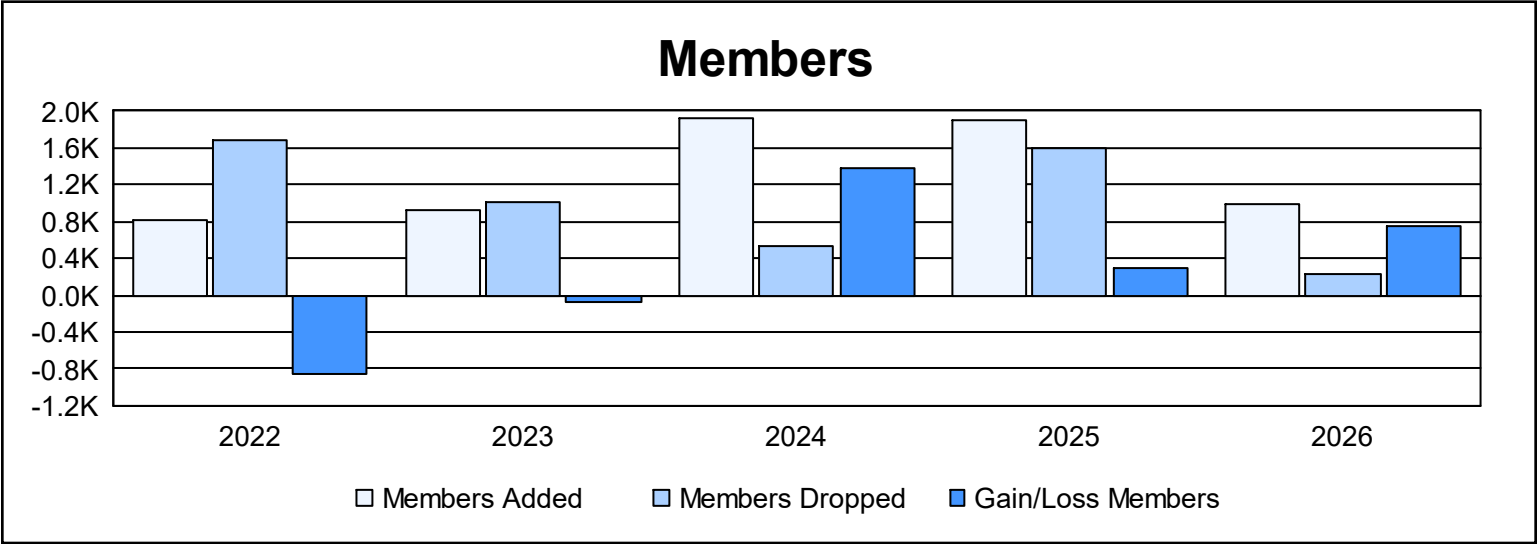
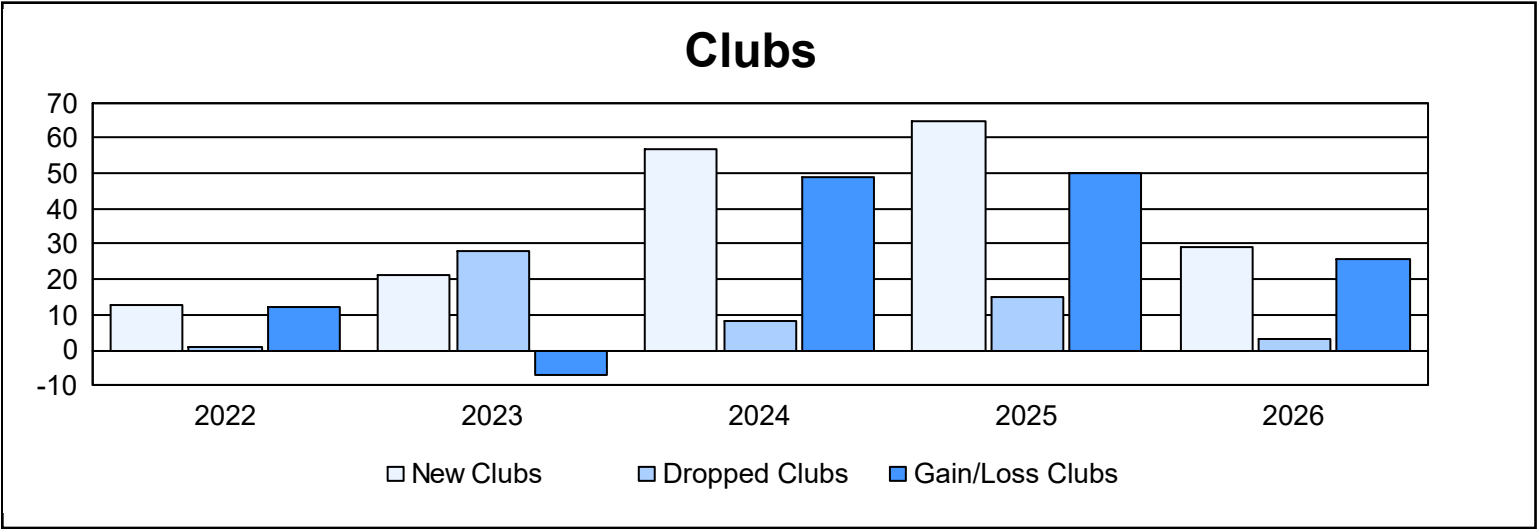
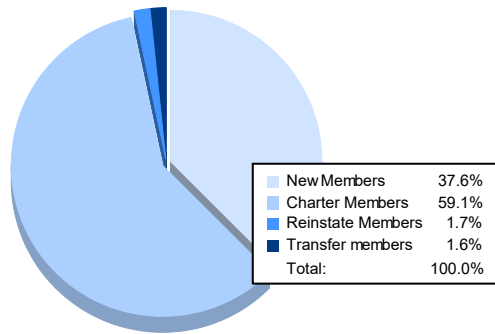


Year	New Clubs	Dropped Clubs	Gain/ Loss Clubs	New Members	Charter Members	Reinstate Members	Transfer Members	Total Member Added	Total Members Dropped	Gain/ Loss Members
2021-2022	13	1	12	359	412	31	20	822	1,686	-864
2022-2023	21	28	-7	389	495	39	5	928	1,005	-77
2023-2024	57	8	49	663	1,192	57	13	1,925	538	1,387
2024-2025	65	15	50	274	1,376	224	27	1,901	1,608	293
2025-2026	29	3	26	369	580	17	16	982	224	758
Average	37	11	26	411	811	74	16	1,312	1,012	299



Membership Composition October 2025 Cumulative



Gender Composition October 2025 Cumulative

